

Uncontracted Braille Training Manual

High Tech Center Training Unit

of the California Community Colleges at the
Foothill-De Anza Community College District

21050 McClellan Road
Cupertino, CA 95014
(408) 996-4636
(800) 411-8954

<http://www.htctu.net>


Table of Contents

Braille Alphabet	1
Connecting the Dots.....	2
Fill In the Dots	3
Letter Matching Exercise.....	4
Uncontracted Words	5
Uncontracted Words Fill In	6
Perkins Braille	7
Sorting Words	8
Words to Braille.....	9
Blank for Braille Words.....	10
Slate and Stylus	11
Basic Punctuation	12
Fill in the Blanks	13
Basic Punctuation Help	14
Sentences with Basic Punctuation	15
Key for Basic Punctuation Exercises.....	21
More Complex Punctuation.....	22
Punctuation Help.....	23
Alphabet & Punctuation.....	24
Sentences with More Complex Punctuation.....	25
Key to Sentences with More Complex Punctuation.....	29
Punctuation Listed by Name	30
Punctuation Listed by Dot Patterns	31
Braille Numbers.....	32
Advanced Braille Numbers.....	33
Number Help Page.....	34
Advanced Number Practice	35
Number Keys	36



























Braille Alphabet

a	b	c	d	e	f	g	h	i	j
⠁	⠃	⠉	⠿	⠑	⠋	⠎	⠈	⠊	⠚
k	l	m	n	o	p	q	r	s	t
⠅	⠇	⠍	⠝	⠕	⠏	⠑	⠗	⠎	⠞
u	v	x	y	z		w			
⠥	⠦	⠭	⠽	⠵		⠺			

Connecting the Dots



Fill In the Dots

a 	k 	u 
b 	l 	v 
c 	m 	x 
d 	n 	y 
e 	o 	z 
f 	p 	
g 	q 	
h 	r 	
i 	s 	
j 	t 	w 

Letter Matching Exercise

Match the print letters to their counterparts in Braille.

a						k
	⠠		⠠			
b		⠠		⠠		l
	⠠					
c		⠠				m
	⠠	⠠		⠠		
d		⠠		⠠		n
	⠠					
e		⠠		⠠		o
	⠠		⠠		⠠	
f		⠠				p
	⠠				⠠	
g				⠠		q
	⠠					
h		⠠		⠠		r
	⠠			⠠		
i						s
		⠠		⠠		
j	⠠		⠠			t
u	v	w	x	y	z	

Uncontracted Words

Write the Braille words below on the adjacent lines.

• ⠠⠠⠠ _____ ⠠⠠⠠⠠⠠ _____

⠠⠠⠠ _____ ⠠⠠⠠ _____

⠠⠠⠠ _____ ⠠⠠⠠⠠ _____

⠠⠠⠠⠠ _____ ⠠⠠⠠⠠ _____

⠠⠠⠠⠠ _____ ⠠⠠⠠⠠ _____

⠠⠠⠠⠠ _____ ⠠⠠⠠⠠⠠ _____

⠠⠠⠠ _____ ⠠⠠⠠⠠ _____

⠠⠠⠠⠠⠠ _____ ⠠⠠⠠⠠⠠ _____

⠠⠠⠠⠠⠠ _____ ⠠⠠⠠ _____

⠠⠠⠠⠠ _____ ⠠⠠⠠⠠ _____

⠠⠠⠠⠠ _____ ⠠⠠⠠⠠⠠⠠ _____

⠠⠠⠠ _____ ⠠⠠⠠⠠ _____

⠠⠠⠠⠠⠠ _____ ⠠⠠⠠⠠ _____

Uncontracted Words Fill In

Fill in the Braille cells to transcribe the print words into Braille.

age ⠠⠠ ⠠⠠ ⠠⠠		new ⠠⠠ ⠠⠠ ⠠⠠
big ⠠⠠ ⠠⠠ ⠠⠠		old ⠠⠠ ⠠⠠ ⠠⠠
code ⠠⠠ ⠠⠠ ⠠⠠ ⠠⠠		poor ⠠⠠ ⠠⠠ ⠠⠠ ⠠⠠
dog ⠠⠠ ⠠⠠ ⠠⠠		quit ⠠⠠ ⠠⠠ ⠠⠠ ⠠⠠
egg ⠠⠠ ⠠⠠ ⠠⠠		rage ⠠⠠ ⠠⠠ ⠠⠠ ⠠⠠
five ⠠⠠ ⠠⠠ ⠠⠠ ⠠⠠		son ⠠⠠ ⠠⠠ ⠠⠠
gag ⠠⠠ ⠠⠠ ⠠⠠		trim ⠠⠠ ⠠⠠ ⠠⠠ ⠠⠠
hunt ⠠⠠ ⠠⠠ ⠠⠠ ⠠⠠		use ⠠⠠ ⠠⠠ ⠠⠠
ice ⠠⠠ ⠠⠠ ⠠⠠		vise ⠠⠠ ⠠⠠ ⠠⠠ ⠠⠠
jet ⠠⠠ ⠠⠠ ⠠⠠		wig ⠠⠠ ⠠⠠ ⠠⠠
kids ⠠⠠ ⠠⠠ ⠠⠠ ⠠⠠		exit ⠠⠠ ⠠⠠ ⠠⠠ ⠠⠠
lick ⠠⠠ ⠠⠠ ⠠⠠ ⠠⠠		yes ⠠⠠ ⠠⠠ ⠠⠠
man ⠠⠠ ⠠⠠ ⠠⠠		zoom ⠠⠠ ⠠⠠ ⠠⠠ ⠠⠠

Perkins Brailier

The classic Perkins Brailier is a precision-made, durable machine that will provide many years of service.

The Perkins Brailier is a precision-made, all-purpose braillewriter that is in general use around the world. Thousands of these machines have been sold and their durability has been established under a wide range of conditions. With reasonable care, the Perkins Brailier will give long and reliable service.



Description

The Perkins Brailier is designed to:

Accommodate a maximum page size of 11 1/2 inches wide by 14 inches long

Permit the writing of 25 lines, 41 cells on an 11 1/2 x 11 inch page

The Perkins Brailier features:

An aluminum case that is finished in a tough baked grey enamel

Keys, knobs, and carriage lever made of high-impact plastic

Exposed metal parts that are plated for durability

Metal carrying handle

The specifications of the Perkins Brailier:

Measures 15 1/2 x 9 x 5 3/4 inches

Weighs 10 lbs.

The Perkins Brailier includes a one-year limited warranty.

To Order

The Perkins Brailier: 1-00850-00 -- \$725.00

The Perkins Brailier is now available from APH to all customers. You may purchase a Perkins using the following types of funds: check, money order, credit card, purchase order, or Federal Quota order.

Text from the Web site for American Printing House for the Blind: www.aph.org.

Sorting Words

Place the name of the category in the top box of each column. List the words belonging to that category in the column underneath.

Words to Braille

Write the following words in braille. All words can be transcribed in grade one braille with no grade two signs.

acid	acacia	badge	beige
cads	cage	deface	dice
ebb	egg	fad	fief
gag	gage	hag	hide
id	idea	jag	jade
kettle	kneel	lair	llama
manor	melon	noise	notice
orange	orphan	package	possessor
qualify	quay	rapport	rascal
simile	spoon	tragic	ukulele
ultimatum	vacillate	vaguely	weird
wield	xebec	xylem	yeoman
yield	zoological	zulu	zyme

Slate and Stylus

With a braille slate and stylus, one can manually punch the dots of the braille cell onto paper. Since you punch the dots from the back side of the paper, you must work from right to left (rather than left to right as you normally do). When you remove the paper from the slate, you will turn the page over to read it.



When you use the slate and stylus, you will be utilizing the dot numbers that you have learned. On the slate, dot one becomes the top-right dot of the cell. Since you are working from right to left, dots 1-2-3 are still on the side of the cell closest to your starting point (just as they were when brailleing with the Perkins Braille). By focusing on the dot numbers, you can make a smooth transition from the Perkins Braille to the slate.

Braille Alphabet with Dot Names

a	•	dot 1	k	⋮	dots 1-3	u	⋮⋮	dots 1-3-6
b	⋮	dots 1-2	l	⋮⋮	dots 1-2-3	v	⋮⋮	dots 1-2-3-6
c	⋮⋮	dots 1-4	m	⋮⋮	dots 1-3-4	w	⋮⋮⋮	dots 2-4-5-6
d	⋮⋮	dots 1-4-5	n	⋮⋮	dots 1-3-4-5	x	⋮⋮	dots 1-3-4-6
e	•⋮	dots 1-5	o	⋮⋮	dots 1-3-5	y	⋮⋮	dots 1-3-4-5-6
f	⋮⋮	dots 1-2-4	p	⋮⋮	dots 1-2-3-4	z	⋮⋮	dots 1-3-5-6
g	⋮⋮	dots 1-2-4-5	q	⋮⋮	dots 1-2-3-4-5			
h	⋮⋮	dots 1-2-5	r	⋮⋮	dots 1-2-3-5			
i	•⋮	dots 2-4	s	⋮⋮	dots 2-3-4			
j	⋮⋮	dots 2-4-5	t	⋮⋮	dots 2-3-4-5			

Basic Punctuation

Signs in the first line of the Braille code are "dropped" to form punctuation. All punctuation marks are made using dots 2, 3, 5, and 6. Please note that the capital sign is actually a composition sign, rather than punctuation.

	Letter	Drops	Punctuation	Dots	Meaning	Memory Aid
	a	⇒	⠠	dot 2	comma	comma ends in "a"
	b	⇒	⠡	dots 2-3	semicolon	only "semi"
	c	⇒	⠢	dots 2-5	colon	"c" for colon
	d	⇒	⠣	dots 2-5-6	period	"d" for done
	f	⇒	⠤	dots 2-3-5	exclamation point	Finally!
	h	⇒	⠨	dots 2-3-6	question mark	How??

Punctuation	Sign	Dot Numbers
comma	⠠	2
semicolon	⠡	2-3
colon	⠢	2-5
period	⠣	2-5-6
exclamation point	⠤	2-3-5
question mark	⠨	2-3-6
capital sign	⠠	2-3-5-6

Basic Punctuation Help

	Sign	Position	Dots	Meaning	Memory Aid
a	⠠	⠠⠠	dot 2	comma	comma ends in "a"
b	⠡	⠠⠠	dots 2-3	semicolon	only "semi"
c	⠢	⠠⠠	dots 2-5	colon	"c" for colon
d	⠣	⠠⠠	dots 2-5-6	period	"d" for done
f	⠤	⠠⠠	dots 2-3-5	exclamation point	Finally!
h	⠥	⠠⠠	dots 2-3-6	question mark	How??

A	B	C	D	E	F	G	H	I	J
⠠	⠡	⠢	⠣	⠤	⠤	⠥	⠥	⠦	⠦
K	L	M	N	O	P	Q	R	S	T
⠧	⠧	⠧	⠧	⠧	⠧	⠧	⠧	⠧	⠧
U	V	X	Y	Z					W
⠧	⠧	⠧	⠧	⠧					⠧

Basic Punctuation and Associated Letters

A	B	C	D	E	F	G	H	I	J
⠠	⠡	⠢	⠣	⠤	⠤	⠥	⠥	⠦	⠦
⇓	⇓	⇓	⇓		⇓		⇓		
Comma	Semicolon	Colon	Period		Exclamation Point		Question mark		
⠠	⠡	⠢	⠣		⠤		⠥		

הַיְיָ אֱלֹהֵינוּ יְהוָה יְחַדְּשׁ אֶת יְמֵינוּ
כְּיָמֵינוּ הַיּוֹם הַזֶּה וְיִשְׂמַח בָּנוּ
וְיִשְׂמַח בְּכָל עַמּוֹת הָאָרֶץ

וְיִשְׂמַח בְּכָל עַמּוֹת הָאָרֶץ
וְיִשְׂמַח בְּכָל עַמּוֹת הָאָרֶץ
וְיִשְׂמַח בְּכָל עַמּוֹת הָאָרֶץ

וְיִשְׂמַח בְּכָל עַמּוֹת הָאָרֶץ
וְיִשְׂמַח בְּכָל עַמּוֹת הָאָרֶץ
וְיִשְׂמַח בְּכָל עַמּוֹת הָאָרֶץ

וְיִשְׂמַח בְּכָל עַמּוֹת הָאָרֶץ
וְיִשְׂמַח בְּכָל עַמּוֹת הָאָרֶץ
וְיִשְׂמַח בְּכָל עַמּוֹת הָאָרֶץ

הַיְיָ אֱלֹהֵינוּ יְהוָה יְהוָה
יְהוָה יְהוָה יְהוָה יְהוָה יְהוָה

יְהוָה יְהוָה יְהוָה יְהוָה יְהוָה
יְהוָה יְהוָה יְהוָה יְהוָה יְהוָה

יְהוָה יְהוָה יְהוָה יְהוָה יְהוָה
יְהוָה יְהוָה יְהוָה יְהוָה יְהוָה

יְהוָה יְהוָה יְהוָה יְהוָה יְהוָה
יְהוָה יְהוָה יְהוָה יְהוָה יְהוָה

••••• ••••• ••••• ••••• ••••• ••••• •••••
••••• ••••• ••••• ••••• •••••

••••• ••••• ••••• ••••• ••••• ••••• ••••• •••••
••••• ••••• ••••• ••••• ••••• ••••• ••••• •••••

More Complex Punctuation

With the exception of "e" and "i," all the letters in the first line of the Braille code drop to form punctuation. Please note that the capital sign is actually a composition sign, rather than punctuation.

Punctuation	Sign		Punctuation	Sign
comma	⠠⠠		open bracket	⠠⠠ ⠠⠠
apostrophe	⠠⠠		close bracket	⠠⠠ ⠠⠠
semicolon	⠠⠠		question mark	⠠⠠
colon	⠠⠠		open double quote	⠠⠠
hyphen	⠠⠠		open single quote	⠠⠠ ⠠⠠
period	⠠⠠		close double quote	⠠⠠
exclamation point	⠠⠠		close single quote	⠠⠠ ⠠⠠
parenthesis	⠠⠠		capital sign	⠠⠠

Punctuation Help

	Sign	Position	Dots	Meaning	Memory Aid
a	⠠	⠠⠠	dot 2	comma	comma ends in "a"
	⠠	⠠⠠⠠	dot 3	apostrophe	as low as "a" can go
b	⠠	⠠⠠	dots 2-3	semicolon	only "semi"
c	⠠	⠠⠠	dots 2-5	colon	"c" for colon
	⠠	⠠⠠⠠	dots 3-6	hyphen	looks like a hyphen
d	⠠	⠠⠠	dots 2-5-6	period	"d" for done
f	⠠	⠠⠠	dots 2-3-5	exclamation point	Finally!
g	⠠	⠠⠠⠠	dots 2-3-5-6	parenthesis	solid little walls
	⠠⠠	⠠⠠⠠	with dot 6	open bracket	dot closest helps
	⠠⠠	⠠⠠⠠	with dot 3	close bracket	dot closest helps
h	⠠	⠠⠠	dots 2-3-6	question mark	How??
	⠠	⠠⠠	dots 2-3-6	open double quote	shaped like print quote
	⠠⠠	⠠⠠⠠	with dot 6	open single quote	dot closest helps
j	⠠	⠠⠠	dots 3-5-6	close double quote	shaped like print quote
	⠠⠠	⠠⠠⠠	with dot 3	close single quote	dot closest helps

Note: Dots 1-2-3-4-5-6 (⠠) serve as a reference cell and have no specific meaning in this context.

Alphabet & Punctuation

A	B	C	D	E	F	G	H	I	J
•	⋮	⋯	⋱	⋰	⋱	⋱	⋱	⋰	⋱
K	L	M	N	O	P	Q	R	S	T
⋱	⋱	⋱	⋱	⋰	⋱	⋱	⋱	⋰	⋱
U	V	X	Y	Z					W
⋱	⋱	⋱	⋱	⋱					⋱

Common Punctuation and Associated Letters

A	B	C	D	E	F	G	H	I	J
⋱	⋱	⋱	⋱	⋱	⋱	⋱	⋱	⋱	⋱
↓	↓	↓	↓		↓	↓	↓		
Comma	Semicolon	Colon	Period		Exclmtn Point	Parentheses	Question mark		↓
⋱	⋱	⋱	⋱		⋱	⋱	⋱		↓
↓		↓				↓	↓		↓
Apostrophe		Hyphen				Open Bracket	Open double quote		Close double quote
⋱		⋱				⋱	⋱		⋱
		↓				↓	↓		↓
		Dash				Close Bracket	Open single quote		Close single quote
		⋱				⋱	⋱		⋱

אני רוצה ללמוד
אנגלית כי אני רוצה
לדבר איתה
כי אני רוצה ללמוד
אנגלית כי אני רוצה
לדבר איתה

אני רוצה ללמוד
אנגלית כי אני רוצה
לדבר איתה
כי אני רוצה ללמוד
אנגלית כי אני רוצה
לדבר איתה

אני רוצה ללמוד
אנגלית כי אני רוצה
לדבר איתה
כי אני רוצה ללמוד
אנגלית כי אני רוצה
לדבר איתה

אני רוצה ללמוד
אנגלית כי אני רוצה
לדבר איתה ולקבל
עבודה טובה.

אני רוצה ללמוד
אנגלית כי אני רוצה
לדבר איתה ולקבל
עבודה טובה.

אני רוצה ללמוד
אנגלית כי אני רוצה
לדבר איתה ולקבל
עבודה טובה.

Key to Sentences with More Complex Punctuation

"I love my new home!" he exclaims; "twelve nice big rooms!"

Jimmie (a husky boy, age twelve) ate a huge apple pie.

A girl wrote on a slate: "I love all animals, wild or tame."

'Tis true, Johnny doesn't exploit all opportunities at college.

"If Rufus sees 'Hamlet,' I hope he'll take adequate notes," wrote Aunt Lucy.

All budget items [see report on fiscal policies] presuppose rigid economy.

'He irritates me,' Raymond wrote petulantly; 'he calls me "ignorant hillbilly."' "

Let's hunt squirrel; next (if Lady Luck smiles), we may get quail too.

"We'll visit Alaska next July," Uncle William agrees; "New York is too hot."

Grant (victor at Vicksburg) drank liquor freely.

He sang an old, old tune, SWEET ROSIE O'GRADY.

Punctuation Listed by Name

Sign	Print	Braille
accent sign		⠠
apostrophe	'	⠨
asterisk/footnote	*	⠠⠠
bracket (closing)]	⠠⠨
bracket (opening)	[⠨⠠
capital sign (double)		⠠⠠
capital sign (single)		⠠
cent sign	¢	⠠⠠⠠
colon	:	⠠⠠
comma	,	⠨
dash	—	⠠⠠⠠
dash, double	——	⠠⠠⠠⠠ ⠠⠠
decimal point	.	⠠
ditto sign	"	⠠⠠
dollar sign	\$	⠠⠠
ellipsis	...	⠠⠠⠠
exclamation point	!	⠠⠠
fraction line	/ —	⠠

Sign	Print	Braille
guide dot		⠠
hyphen	-	⠠⠠
italic sign (double)		⠠⠠
italic sign (single)		⠠⠠
letter sign		⠠
number sign		⠠
parenthesis (closing))	⠠⠠
parenthesis (opening)	(⠠⠠
percent sign	%	⠠⠠⠠⠠
period	.	⠠⠠
question mark	?	⠠⠠
quotation mark (double, opening)	“	⠠⠠
quotation mark (double, closing)	”	⠠⠠
quotation mark (single, opening)	‘	⠠⠠⠠
quotation mark (single, closing)	’	⠠⠠⠠
semicolon	;	⠠⠠
slash	/	⠠

Note: The number sign, capital sign, italic sign, accent sign, and letter sign are Braille "composition" signs and have no direct print equivalents.

Punctuation Listed by Dot Patterns

Sign	Print	Braille
apostrophe	'	⠠
ellipsis	...	⠠⠠⠠
capital sign (single)		⠠
capital sign (double)		⠠⠠
comma	,	⠨
guide dot		⠠
ditto sign	"	⠠⠠
accent sign		⠠
semicolon	;	⠠
letter sign		⠠
hyphen	-	⠠
dash	—	⠠⠠
dash, double	——	⠠⠠⠠⠠
colon	:	⠠
cent sign	¢	⠠⠠
asterisk/footnote	*	⠠⠠
fraction line	/ —	⠠

Sign	Print	Braille
slash	/	⠠
decimal point	.	⠠
italic sign (double)		⠠
italic sign (single)		⠠⠠
dollar sign	\$	⠠
period	.	⠠
exclamation point	!	⠠
question mark	?	⠠
quotation mark (double, opening)	“	⠠
quotation mark (double, closing)	”	⠠
quotation mark (single, opening)	‘	⠠⠠
quotation mark (single, closing)	’	⠠⠠
parenthesis (opening)	(⠠
parenthesis (closing))	⠠
bracket (opening)	[⠠⠠
bracket (closing)]	⠠⠠
number sign		⠠
percent sign	%	⠠⠠⠠

Braille Numbers

In literary Braille, the numbers are based on the first ten letters of the Braille alphabet, preceded by the Braille number sign (dots 3-4-5-6). The letter "a" is one; "b" is two, etc.

a	=	⠁		1	=	⠠⠁		f	=	⠠⠋		6	=	⠠⠋⠠⠁
b	=	⠡		2	=	⠠⠡		g	=	⠠⠌		7	=	⠠⠌⠠⠁
c	=	⠢		3	=	⠠⠢		h	=	⠠⠎		8	=	⠠⠎⠠⠁
d	=	⠣		4	=	⠠⠣		i	=	⠠⠏		9	=	⠠⠏⠠⠁
e	=	⠤		5	=	⠠⠤		j	=	⠠⠒		0	=	⠠⠒⠠⠁

Write the Braille numbers below on the adjacent lines.

⠠⠁ _____ ⠠⠠⠠⠠⠠ _____

⠠⠡⠠⠁ _____ ⠠⠠⠠⠠⠠⠠ _____

⠠⠢⠠⠠⠁ _____ ⠠⠠⠠⠠⠠⠠ _____

⠠⠣⠠⠠⠠⠁ _____ ⠠⠠⠠⠠⠠⠠ _____

⠠⠤⠠⠠⠠⠠⠁ _____ ⠠⠠⠠⠠⠠⠠ _____

⠠⠠⠠⠠⠠ _____ ⠠⠠⠠⠠⠠⠠ _____

⠠⠠⠠⠠⠠ _____ ⠠⠠⠠⠠⠠⠠ _____

⠠⠠⠠⠠⠠ _____ ⠠⠠⠠⠠⠠⠠ _____

⠠⠠⠠⠠⠠ _____ ⠠⠠⠠⠠⠠⠠ _____

⠠⠠⠠⠠⠠ _____ ⠠⠠⠠⠠⠠⠠ _____

⠠⠠⠠⠠⠠ _____ ⠠⠠⠠⠠⠠⠠ _____

Number Help Page

Braille Numbers

a	=	⠠	1	=	⠼	f	=	⠫	6	=	⠼⠠
b	=	⠡	2	=	⠼⠠	g	=	⠫⠠	7	=	⠼⠠⠠
c	=	⠢	3	=	⠼⠠⠠	h	=	⠫⠠⠠	8	=	⠼⠠⠠⠠
d	=	⠣	4	=	⠼⠠⠠⠠	i	=	⠫⠠⠠⠠	9	=	⠼⠠⠠⠠⠠
e	=	⠣⠠	5	=	⠼⠠⠠⠠⠠	j	=	⠫⠠⠠⠠⠠	0	=	⠼⠠⠠⠠⠠⠠

Symbols Used with Numbers

Sign	Braille	Dots	Example	
Apostrophe	⠨	dot 3	⠼⠠⠨⠠⠠⠠⠠⠠⠠	'60's
Cent Sign	⠠⠠⠠	dot 4 & dots 1-4	⠼⠠⠠⠠⠠⠠⠠	25¢
Colon	⠫	dots 2-5	⠼⠠⠫⠠⠠⠠⠠	4:30
Comma	⠨	dot 2	⠼⠠⠨⠠⠠⠠⠠⠠	3,000
Decimal Point	⠨	dots 4-6	⠼⠠⠨⠠⠠⠠⠠	9.99
Dollar Sign	⠫	dots 2-5-6	⠼⠠⠫⠠⠠⠠⠠	\$.50
Fraction Line	⠨	dots 3-4	⠼⠠⠨⠠⠠⠠⠠⠠	5 3/4
Hyphen	⠨	dots 3-6	⠼⠠⠨⠠⠠⠠⠠⠠⠠	1-2 p.m.
Letter Sign	⠨	dots 5-6	⠼⠠⠨⠠⠠⠠⠠⠠⠠	class 1a
Number Sign	⠨	dots 3-4-5-6	⠼⠠⠨⠠⠠⠠⠠⠠	#1
Slash	⠨	dots 3-4	⠼⠠⠨⠠⠠⠠⠠	9/10
Percent	⠠⠠⠠⠠	dot 4 & dots 2-5 & dots 1-2-3-4	⠼⠠⠠⠠⠠⠠⠠⠠	80%

